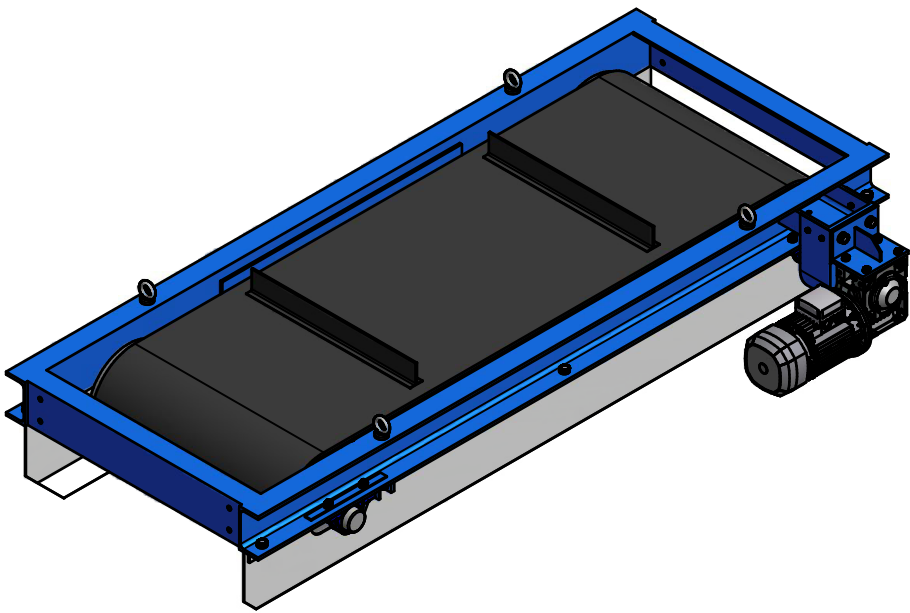
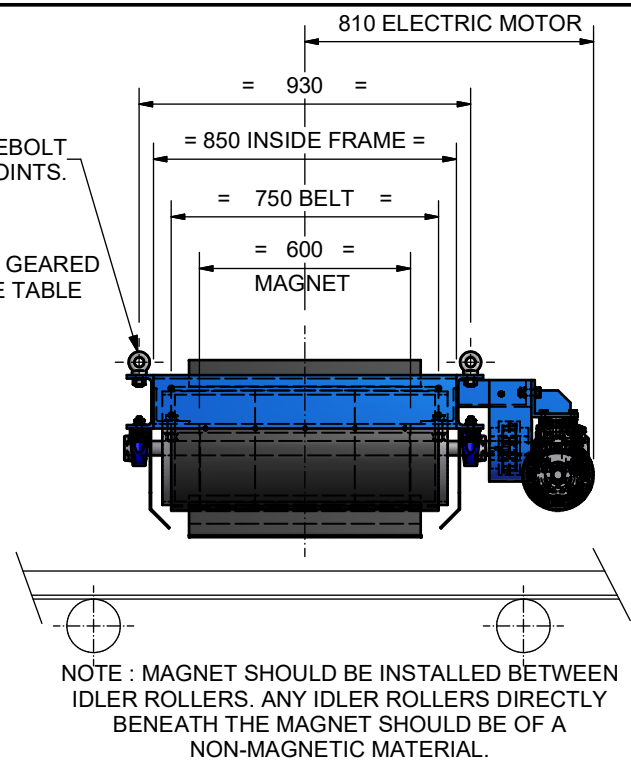
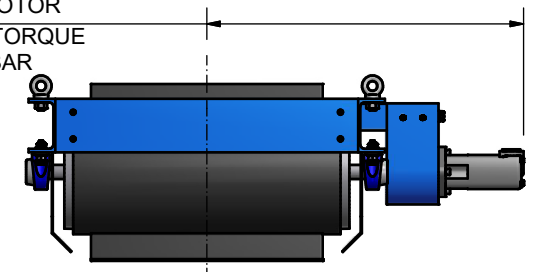


M20 COLLARED EYEBOLT SUSPENSION POINTS.

SHAFT MOUNTED GEARED MOTOR NUT. SEE TABLE FOR KW RATING



889 HYDRAULIC MOTOR
LOW SPEED, HIGH TORQUE
43 L/Min @ 55 BAR



MODEL	A	B	C	D	E	F	G	WEIGHT	MOTOR
10 PCB 4	2300	1200	925	715	600	625	700	745 kg	1.5 kW
10 PCB 5	2300	1200	925	715	750	625	850	850 kg	1.5 kW
10 PCB 6	2300	1200	925	715	900	625	1000	950 kg	1.5 kW
10 PCB 7	2500	1250	975	865	1000	725	1150	1075 kg	1.5 kW
10 PCB 8	2500	1250	975	865	1200	725	1300	1175 kg	1.5 kW
10 PCB 9	2800	1400	1125	1015	1400	875	1450	1300 kg	1.5 kW
10 PCB 10	2800	1400	1125	1015	1500	875	1600	1405 kg	1.5 kW
10 PCB 11	3000	1500	1200	1150	1650	925	1750	1550 kg	1.5 kW
10 PCB 16	3000	1500	1200	1150	1800	925	1850	1600 kg	1.5 kW

REV	DESCRIPTION	SIGN	DATE

THIS DRAWING AND INFORMATION IS THE PROPERTY OF MASTER MAGNETS LTD AND MUST NOT BE COPIED, PASSED ON OR RELATED TO A THIRD PARTY WITHOUT WRITTEN PERMISSION.

<p>BUNTING Tel: +44(0)1527 65868 Fax: +44(0)1527 65868 www.mastermagnets.co.uk mf@mastermagnets.co.uk</p>	SCALE	1:15	TITLE OUTLINE DRAWING 10 PCB K RANGE ELECTRIC & HYDRAULIC
	MATERIAL		
	QUANTITY		
	DATE		
DRAWN	BTS		PROJECTION
CHECKED			A3 12893
			ISSUE A